



# Small ORIGINAL

## ASSEMBLY INSTRUCTIONS

1

Unfold Original Small and place at an end of the craft. Use snap buttons to adjust the support arms to the second "click stop" from the top. Some of the snap button settings are behind the protective end caps. They can be located under the soft vinyl cap by pushing the button in and pulling up the support arm. Repeat on other arm.

2

Slide Original Small over either end of the craft. The Paddleboy® logo should be right side up. If the craft is too deep and Original Large will not slide all the way on, remove and set the arms one "stop" higher. The top crossbar should be resting on the gunwales or deck, and the hull should be centered and resting on the padded, bottom crossbar.

### IMPORTANT

Use the shortest snap button setting possible.

3

With Original Small's arms resting against the craft's hull, adjust the relaxed shock cord so that the attachment hook is about 2/3 of the way to the attachment point. Stretch out the shock cord and hook securely on thwart, seat or some other secure part of the craft.

NEVER stretch the shock cord more than 2 times its relaxed length.

ALWAYS grip the shock cord and attachment hook firmly, keeping your face away from cord and hook while stretching.

### CAUTION

- Never tow Paddleboy® with any vehicle.
- Do not carry passengers in the craft while portaging.
- Damage to the craft or Paddleboy®, or injury may result from the improper or unintended use of Paddleboy®.

### WARNING

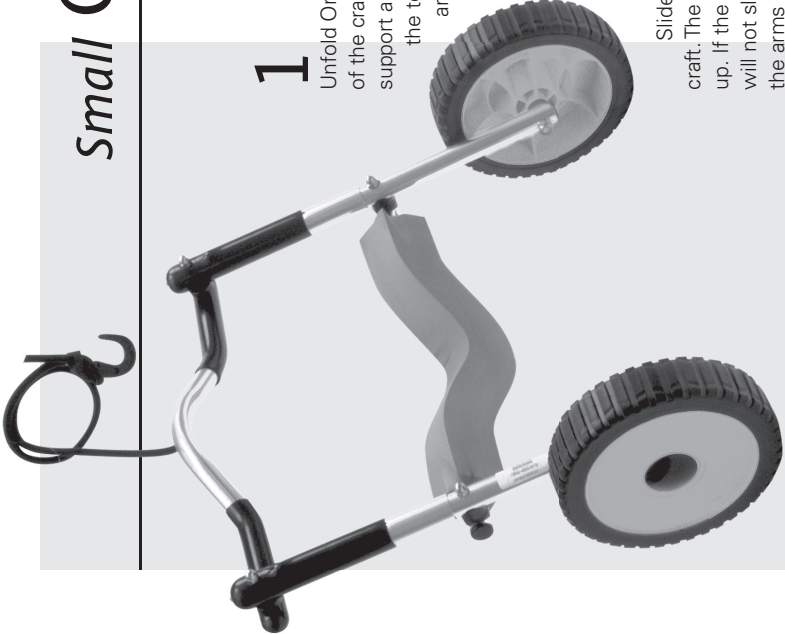
Portaging a canoe, kayak or other craft is a strenuous activity. Prior to engaging in any strenuous activity (including that involving Paddleboy®) the user should consult a medical professional to determine whether the physical strain is appropriate.

**By purchasing this Paddleboy® product the purchaser agrees for himself/herself and for any/all other users to release and waive all claims against Paddleboy® for damages or injury which may result from the use of this Paddleboy® product.**

### WARRANTY


Seattle Sports will repair or replace, at its discretion, any broken or defective parts for one year from date of purchase. The customer will be responsible for the cost of shipping the Paddleboy® back to the factory. Seattle Sports will pay all return shipping costs to customer. The customer takes responsibility for the proper attachment and use of the Paddleboy®. Seattle Sports cannot be responsible for any damage to any property arising out of the use or misuse of its product. **Call first for return authorization:** 800 632 6163. Return to Seattle Sports Co. 1300 N. Mariposa Ranch Rd., Nogales, AZ. 85621  
seattlesportsco.com

US PATENT D. 380.708  
CANADIAN PATENT D. 79812



Folds for Storage


## OTHER SEATTLE SPORTS PRODUCTS



**SeaRover**  
Deck Compass



**Deluxe 16" No-Skid Kayak Kit**



**SUB Submersible**  
Utility Beam™