
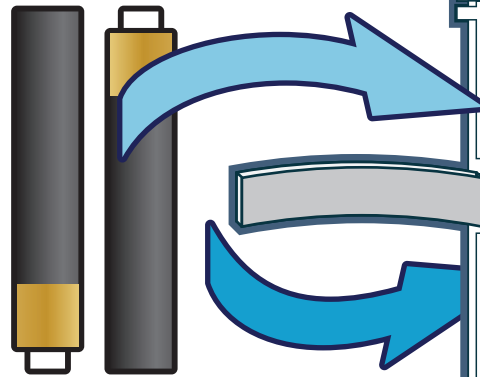


# HYDROSTAR MULTISTROBE INSTRUCTIONS



x4  
AAA



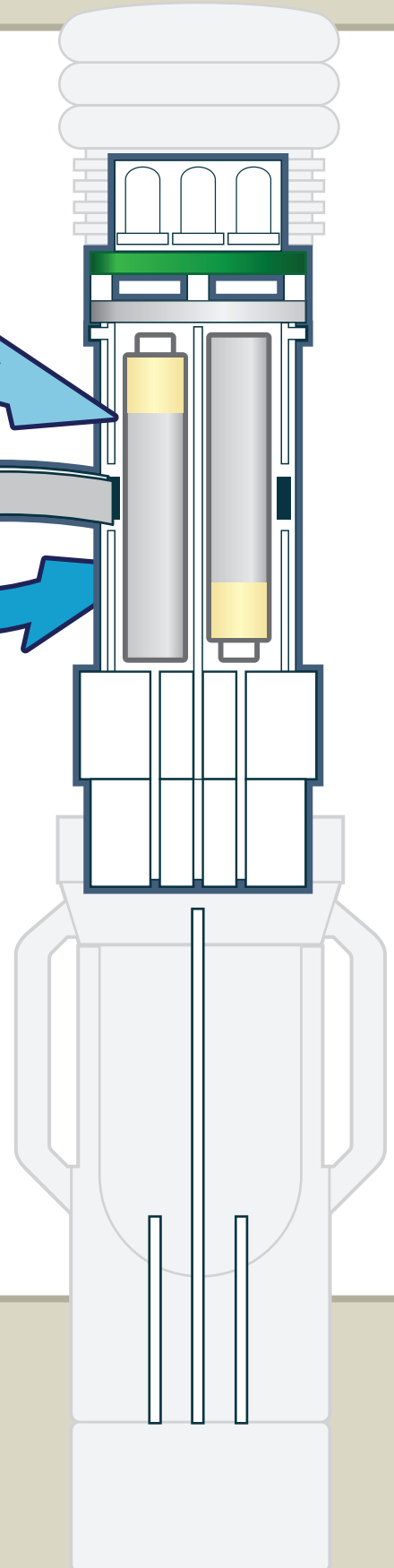
#### Battery Change

Unscrew lens cap. Remove the LED/Battery compartment. Replace old batteries with new batteries.

Reinsert battery compartment. Align middle groove of base (in front) to middle groove of battery compartment. Replace lens cap.

#### Attach It!

A wide suction cup base, strong bungee cord, and magnetic base keeps the Multistrobe where you want it.



**SEATTLE SPORTS COMPANY**  
3217 W Smith St. #1  
Seattle, WA. 98199  
© 2011 Seattle Sports Co.

#### WARRANTY

Seattle Sports Company are guaranteed for materials and workmanship for one year. Normal wear and tear or damage from misuse, accident or alterations are not covered. Use of this product in a professional setting is not covered. Seattle Sports assumes no liability for incidental damages or injuries resulting from the use or misuse of this product. You may have additional warranties or limitations outlined in product packaging.